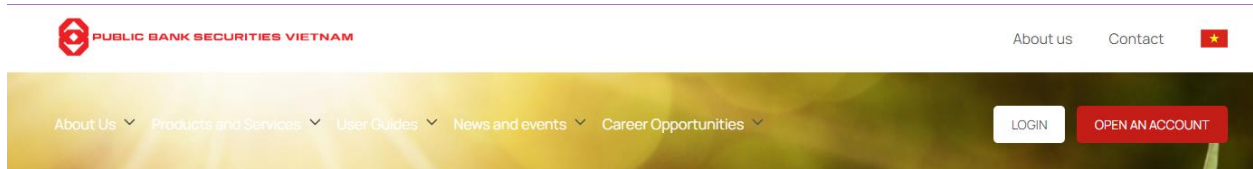




## GUIDELINES FOR LOGGING INTO WEBTRADING ACCOUNT

**Step 1:** Visit the Link <https://pbsv.com.vn>

- Click “**Login**”:



- Enter your trading account number and password, then click to access the login screen:

**PUBLIC BANK SECURITIES VIETNAM**

029C|

Password

**Login**

[Risk notice](#) [Forget password](#)

Tiếng Việt English

Contact: (84-24)3944 6490 - (84-24)3944 6489

**Step 2:** Enter Information

- **Account Number:** Your PBSV securities account 029C**xxxxxxx**
- **Password:** The login password provided by PBSV if you login for the first time or your own password.
- Click “**Login**”.



**Step 3:** For first-time logins, the system will prompt you to change your login password and trading PIN as shown below:

Change password and PIN

Old password

New password

Retype new password

Old PIN

New PIN

Retype new PIN

Refresh Ok

Enter the following information:

- **Old Login Password:** The initial password provided by PBSV.
- **New Login Password:** Your new password.
- **Confirm New Login Password:** Re-enter your new password.
- **Old PIN:** The trading PIN provided by PBSV.
- **New PIN:** Your new trading PIN.
- **Confirm New PIN:** Re-enter your new trading PIN.

After successful updating, return to the initial login screen and log in again with your new password.

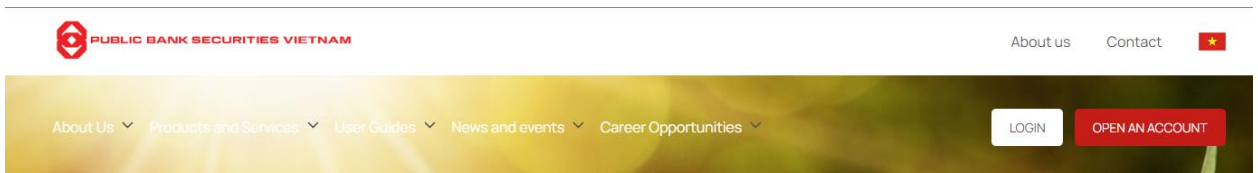


## If You Forget Your Login Password


***Description: Clients can reset their login password through the Online Trading system.***

**Step 1:** Go to the link: <https://pbsv.com.vn>

Click "**Login.**"



Click "**Forgot Password**" on the login screen.





**Step 2: Enter Information:**

- **Account number:** Client's account number 029Cxxxxxxx
- **Registration Number:** Your ID/Passport number.



**Request**

**Step 3: Click on**

Once successful, the system will display a notification and send a new login password to your registered phone number or email.

After receiving the new login and trading password, clients can change their passwords as needed.